




International School of  
the Gothenburg Region

# PYP Student Handbook

2016-2017



# The Learner Profile

At ISGR we believe in the learner profile. It helps us to share our planet and create a better world! Along with your teacher and classmates you will learn about the learner profile and have lots of chances to BE the learner profile! Can you connect some of the learner profiles to different parts of this student handbook? Give it a go!

**INQUIRERS** I am an Inquirer. I am curious to know new things.

**KNOWLEDGEABLE** I am Knowledgeable. I learn and share my knowledge with others.

**THINKERS** I am a Thinker. I think and find solutions for problems.

**COMMUNICATORS** I am a Communicator. I share my views and express my ideas

**PRINCIPILED** I am Principled. I follow rules and take responsibility for my choices. I am honest and fair.

**OPEN-MINDED** I am open-minded. I respect other's ideas, suggestions and points of view.

**CARING** I am caring. I try to make things better and positive. I think about others feelings.

**COURAGEOUS** I am courageous. I try new things and think about how to solve problems.

**BALANCED** I am balanced. I take care of myself and understand it is important to be healthy in my body and mind.

**REFLECTIVE** I am reflective. I think about what works and doesn't work and take action to improve.





### **What time does school start?**

School starts at **8.30am** and finishes at **2.30pm**. The teacher will be in the classroom at **8.20am** so if you arrive then, this will give you plenty of time to hang up your coat and change your shoes and be in class ready for the start of the school day.

### **If I arrive at school before 8.20am, where can I wait?**

All students and parents accompanying you must wait outside until 8.20am so that staff have time to finish cleaning and preparing your classroom.

### **If my mum or dad is late picking me up, what should I do?**

Your class teacher should still be in the classroom until 2.45pm so you can tell them. If you cannot find your teacher then speak to another teacher or go to reception and ask them to phone your parents.

### **How will I know who my teacher is?**

During August or before you start school, a letter will be sent to you at home telling you who your teacher is.

### **How will I find my way around the school?**

On the first morning in school your teacher will show you where to hang up your coat and where the toilets are.



### **How many playtimes do we have?**

You have two playtimes during the day. In the morning you have a playtime after you have eaten your snack. For snack you can bring in some **fruit**, **vegetables** or a **small sandwich**. You also have a playtime after your lunch.



### **Do we always go outside to play?**

Unless the weather is really, really bad then you can always go out to play. It can get very rainy and also very cold and snowy in Gothenburg so it is important that you have **warm and waterproof boots and clothes at all times.**



### **If I am thirsty can I get something to drink?**

You can bring in a **plastic cup or drink bottle** and there is a tap in the classroom. **Remember!** Put your name on your cup or bottle so it doesn't get mixed up with everyone else's.

### **Do I need to bring in a packed lunch?**

Lunch is provided for you at school and you will go with your class and your teacher to the canteen. There is hot food and salad and a choice of water or milk to drink. If you are **vegetarian or allergic to any foods or have a special diet** then your mum and dad should let us know so that we can make sure that we give you the right food.

### **What sort of things do we get for lunch?**

There are lots of different types of food for lunch: Meat, fish, pasta, rice, potatoes and there is always salad. It is a good chance to try new foods and even if you don't like the look of something you might surprise yourself. If you prefer to have the sauce next to the rice or pasta then just ask the staff who are serving you.

### **Do I have to wear a uniform or any special clothes?**

We do not have a uniform at ISGR. You just need to dress according to what the weather is like. You will need to bring some **indoor shoes**. When you get to school you take off your outdoor boots or shoes and put on some indoor shoes. These could be an old pair of trainers or sandals. Slippers are not really suitable in case we have a fire drill and it is wet or snowy outside.



### **Is there any special equipment I need for school?**

You will need to bring a school bag or rucksack/backpack that is big enough to put an A4 folder in. ISGR will provide all the materials you need for school but if you want to bring your own pencil case and crayons in, you can. **Remember!** Put your name on the pencil case. It is also a good idea to have a spare set of clothes at school in case you need to change.

### *Harry Potter - PYP3D*

### **If I lose something like my coat how will I find it?**

All your clothes should have your name in them. Many things you buy in Sweden have a label that you can write your name on. If you have your things labelled, then you can check in the area outside the classroom or in the lost property baskets.



### **Can I bring toys or Jewellery into school?**

Please do not bring toys or Jewellery into school as they may get lost and then you would be upset. Each class usually has some balls and skipping ropes to play with. If you are worried about school and think that bringing in a 'soft toy' will help you settle in, then ask your mum or dad to talk to your teacher about this.

### **Do I need special clothes for PE/gym?**

All students in PYP have PE/gym class twice a week and will need to bring in their PE kit, which includes:

**Gym shoes**

**Tracksuit trousers/jogging pants**

**T-shirt**


**Sweatshirt or fleece if you are having your lesson outside.**

*Students in grades 3-5 will also need:*

**Towel and soap to have a shower**

### **Are there any school rules?**

At ISGR we have behaviour standards. You will begin the year agreeing on the 'Essential Agreements' that your class and teacher decide for your classroom rules. Our behaviour standards are based on the belief in equal treatment and that you are responsible for your own behaviour. That means there will be natural consequences to the way you behave. This may mean 'time out' or writing why you chose to do something and how you could behave differently in future.



### **Will I get much homework?**

Students in PYPK usually have their phonic sounds to practise and later on some reading and math.

Students in PYP1 & PYP2 have 15 to 20 minutes of homework each day.


Students in PYP3 & PP4 have 30 to 45 minutes of homework each day.

Students in PYP5 have around 50 minutes of homework each day.

Homework is your responsibility. Your parents will help you by providing a regular time and place to do your homework. They may even help you with challenging work but your teachers will expect you to tell them if you had trouble understanding. If your homework is not done on time you might find yourself doing it in the playtimes at school.

### **Do we have school trips?**

We have some special sports days. For instance, we may go ice skating or swimming or do track and field. We also go on trips if we are studying something in class and it helps our work. For instance, if we are studying what Sweden was like at the time of the Vikings we may take a trip to a Viking village or if we are looking at living creatures we may go to the seaside.





**If I fall over and hurt myself in the playground or I feel ill what should I do?**

When you are playing outside there are always teachers on duty and they wear bright, yellow bands so you can see them easily. If you fall over in the playground they can help you or take you to our nurse whose name is **G gbbY**. If you do not feel very well, then tell your teacher and perhaps one of the other students can take you down to see **G gbbY**. If the nurse thinks that you should go home we will call your mum or dad and ask them to get you.



**What things should I practice for starting school at ISGR?**

Dressing and undressing - make sure that you can manage the zips and buttons on your clothes and also take off and put on your boots or shoes. You also need to be able to go to the toilet on your own, flush it and wash your hands.

**Will I get a bus card?**

If you live in the Gothenburg area you will be entitled to a bus card, which can be used on buses, trams and boats. You will need your important Swedish Personal Number to order your bus card.

**What should I do if I lose my bus card?**

If you lose your bus card ask your parents to e-mail the local municipality where you live. More information can be found in the ISGR parent handbook.

